










# HCS SERIES










## Combi cutters



### COMBI CUTTERS

			HCS-12U	HCS-15U	HCS-19U	HCS-32U	HCS-42U
	Excavator class <sup>1</sup>	t	10 - 16	15-22	18 - 25	24 - 37	32 - 50
	Weight	kg	980	1480	1980	2960	3820
	Jaw opening	mm	670	698	760	890	1050
	Cutter length	mm	140	175	350	350	525
	Working pressure	bar	350	350	350	350	350
	Oilflow	l/min	90 - 180	200	150 - 250	150 - 250	230 - 360
	Working pressure rotation	bar	140	140	140	140	140
	Oilflow rotation	l/min	25	25	30	30	50
	Open/close	sec.	2.0 / 2.2	1.6 / 1.7	1.5 / 1.6	2.7 / 3.0	2.8 / 3.0

### COMBI CUTTERS

			HCS-52U	HCS-72U	HCS-120U
	Excavator class <sup>1</sup>	t	42 - 62	52 - 86	86 - 150
	Weight	kg	4820	7180	12100
	Jaw opening	mm	1360	1430	1950
	Cutter length	mm	525	525	720
	Working pressure	bar	350	350	350
	Oilflow	l/min	350 - 450	450 - 550	500 - 800
	Working pressure rotation	bar	140	140	140
	Oilflow rotation	l/min	50	50	50
	Open/close	sec.	3.1 / 3.5	3.7 / 3.7	3.8 / 3.9

<sup>1</sup> Recommended excavator / attachment combination  
Equipped with replaceable teeth

